



AUTOMATIC ENTRANCE SPECIALISTS

E2H

IP1999_GB
rev. 2009-02-03

- Turning on the display. Menu selection.



- Turning off the display. Exiting the menu.



- Navigating parameters and values.



- Confirming the selected parameter.



- Quick commands:

- opening



- closing



- POWER RESET



- Mode setting:

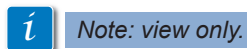
- view mode



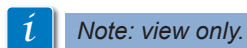
- maintenance mode



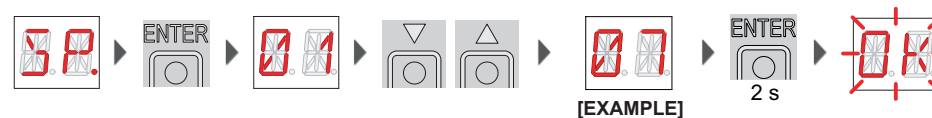
- View total manoeuvres counter:



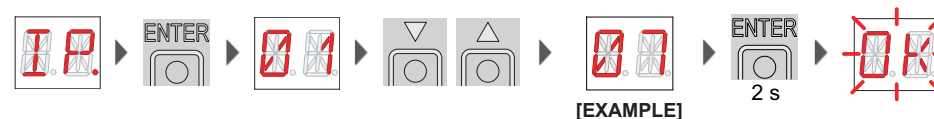
- View partial manoeuvres counter:



- Setting the password:



- Inserting the password:



- Deleting the password:



- Resetting the basic settings (SETTINGS RESET):



- Viewing the electronic panel's firmware version:

